

NPaDD Delegates feedback reports (charts)

(Please note that this document is supplemented by the text responses, which are supplied in an additional spreadsheet)



How did you hear about the event?

Multiple Choice Poll 75 votes 75 participants


use MY data website/newsletter - 27 votes




Other organisation's newsletter - 7 votes




Social media - 4 votes




Advertisement via a conference sponsor - 0 votes



Word of mouth - 16 votes



I was invited - 17 votes



Other - 4 votes



slido



Do you feel that patient voices were represented and helped shape the discussions around the use of patient data?

Multiple Choice Poll 75 votes 75 participants


Yes definitely - 52 votes




Somewhat - 20 votes



No not at all - 2 votes



Unsure - 1 vote



slido




Overall, how satisfied were you with the conference?

Multiple Choice Poll 75 votes 75 participants


Very satisfied - 45 votes



Satisfied - 28 votes




Neutral - 2 votes



Dissatisfied - 0 votes



Very dissatisfied - 0 votes



slido



Did you visit the exhibition stalls on Data Street?

Multiple Choice Poll 75 votes 75 participants

Yes - 71 votes



No - 4 votes



slido